

Centre Number						Candidate Number					
Surname						Other Names					
Notice to Candidate. The work you submit for assessment must be your own. If you copy from someone else or allow another candidate to copy from you, or if you cheat in any other way, you may be disqualified.											
Candidate Declaration. I have read and understood the Notice to Candidate and can confirm that I have produced the attached work without assistance other than that which is acceptable under the scheme of assessment.											
Candidate Signature						Date					

For Teacher's Use	
Section	Mark
PSA	
Task	
Section A	
Section B	
TOTAL ISA MARK (max 50)	



General Certificate of Education
Advanced Subsidiary Examination
June 2013

Chemistry

CHM3T/Q13/test

Unit 3T AS Investigative Skills Assignment

Written Test

For submission by 15 May 2013

For this paper you must have: <ul style="list-style-type: none"> the Periodic Table/Data Sheet provided at the end of this paper your Task Sheet and your Candidate Results Sheet a ruler with millimetre measurements a calculator. 	Time allowed <ul style="list-style-type: none"> 1 hour
Instructions <ul style="list-style-type: none"> Use black ink or black ball-point pen. Fill in the boxes at the top of this page. Answer all questions. You must answer the questions in the spaces provided. Do not write outside the box around each page or on blank pages. Do all rough work in this book. Cross through any work you do not want to be marked. 	Information <ul style="list-style-type: none"> The marks for questions are shown in brackets. The maximum mark for this paper is 30. You are expected to use a calculator, where appropriate. You will be marked on your ability to: <ul style="list-style-type: none"> organise information clearly use scientific terminology accurately.

Details of additional assistance (if any). Did the candidate receive any help or information in the production of this work? If you answer yes give the details below or on a separate page.

Yes No

Teacher Declaration:

I confirm that the candidate's work was conducted under the conditions laid out by the specification. I have authenticated the candidate's work and am satisfied that to the best of my knowledge the work produced is solely that of the candidate.

Signature of teacher Date

As part of AQA's commitment to assist students, AQA may make your coursework available on a strictly anonymous basis to teachers, examining staff and students in paper form or electronically, through the Internet or other means, for the purpose of indicating a typical mark or for other educational purposes. In the unlikely event that your coursework is made available for the purposes stated above, you may object to this at any time and we will remove the work on reasonable notice. If you have any concerns please contact AQA.

To see how AQA complies with the Data Protection Act 1988 please see our Privacy Statement at aqa.org.uk

Section A

These questions are about the task, to investigate how changes in the concentration of sodium thiosulfate solution affect its rate of reaction with dilute hydrochloric acid.

You should use your Task Sheet and your Candidate Results Sheet to answer these questions.

Answer **all** questions in the spaces provided.

- 1** Complete **Table 1**. You should transfer from your Candidate Results Sheet the time taken in seconds (t) for the **X** to disappear from view in each of the five experiments. You should also calculate and record a value for $\frac{1000}{t}$ for each of the five concentrations of sodium thiosulfate.

Record each value of $\frac{1000}{t}$ to an appropriate precision.

Table 1

Concentration of $\text{Na}_2\text{S}_2\text{O}_3(\text{aq}) / \text{mol dm}^{-3}$	0.04	0.08	0.12	0.16	0.20
t / s					
$\frac{1000}{t}$					


(3 marks)

- 2** Plot a graph of $\frac{1000}{t}$ (y -axis) against concentration of $\text{Na}_2\text{S}_2\text{O}_3$ on the grid opposite. (4 marks)
- 3** Draw a line of best fit on your graph. (2 marks)
- 4** Use your graph to complete **Table 2**.

Table 2

Concentration of $\text{Na}_2\text{S}_2\text{O}_3(\text{aq}) / \text{mol dm}^{-3}$	$\frac{1000}{t}$
0.05	
0.10	

(2 marks)



Turn over ►

- 5 Define the term *rate of reaction*.
Explain why it is possible to use the formula $\frac{1000}{t}$ as a measure of the rate of this reaction.

.....

.....

.....

.....

.....

.....

(2 marks)

- 6 Collision theory is used to explain why, at a constant temperature, the rate of this reaction doubles when the concentration of sodium thiosulfate is doubled and the concentration of hydrochloric acid is kept constant.

Use the data from **Table 2** in Question 4 to state whether or not your results are good enough to support this theory. Use the collision theory, as appropriate, to explain your conclusion.

.....

.....

.....

.....

.....

.....

.....

.....

.....

(2 marks)

- 7 Predict which one of the five experiments in the Task leads to the least reliable rate. Give **one** reason for your answer.

.....

.....

.....

.....

.....

.....

.....

(2 marks)

- 8 The error in using a 50 cm³ measuring cylinder is ± 1.0 cm³.
Calculate the maximum percentage error in using this apparatus when measuring 50 cm³ of solution.

.....

.....

(1 mark)

- 9 Use information from the equation and your knowledge of the experiment to deduce **two** reasons why the hazard associated with the formation of sulfur dioxide in this investigation might be considered to be low.



Reason 1

.....

.....

Reason 2

.....

.....

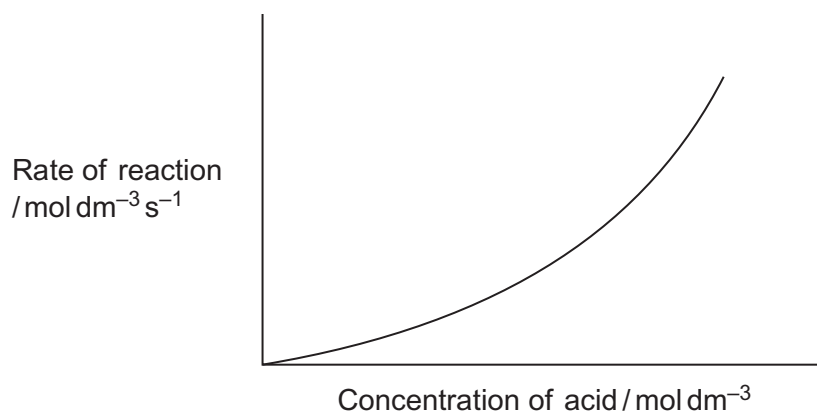
(2 marks)

Section B

Answer **all** questions in the spaces provided.

The questions in this section concern the rates of some reactions of Group 2 metals.

- 10** In an investigation of the rate of reaction between hydrochloric acid and pure magnesium, a student obtained the following curve.



The reaction of magnesium with dilute hydrochloric acid is exothermic.

Use your understanding of collision theory to explain why the student did **not** obtain a straight line.

.....

.....

.....

.....

.....

.....

.....

.....

.....

.....

(3 marks)

- 11 The magnesium used in a laboratory experiment was supplied as a ribbon. The ribbon was stored in an open plastic bag exposed to the air.

Explain why it is important to clean the surface of this magnesium ribbon when investigating the rate of its reaction with hydrochloric acid.

.....

.....

.....

.....

(2 marks)

- 12 Magnesium ribbon reacts with hot water. Heated magnesium ribbon reacts with steam. State **two** differences between these reactions.

Difference 1

.....

Difference 2

.....

(2 marks)

- 13 Pure magnesium reacts completely with an excess of dilute sulfuric acid. The reaction of pure calcium with an excess of dilute sulfuric acid is very rapid initially. This reaction slows down and stops before all of the calcium has reacted.

Use your knowledge of the solubilities of Group 2 sulfates to explain why these reactions of magnesium and calcium with dilute sulfuric acid are so different.

.....

.....

.....

.....

.....

.....

.....

.....

(3 marks)

END OF QUESTIONS

GCE Chemistry Data Sheet

Table 1

Infrared absorption data

Bond	Wavenumber /cm ⁻¹
N-H (amines)	3300 – 3500
O-H (alcohols)	3230 – 3550
C-H	2850 – 3300
O-H (acids)	2500 – 3000
C≡N	2220 – 2260
C=O	1680 – 1750
C=C	1620 – 1680
C-O	1000 – 1300
C-C	750 – 1100


Table 2

¹H n.m.r. chemical shift data

Type of proton	δ/ppm
ROH	0.5 – 5.0
RCH ₃	0.7 – 1.2
RNH ₂	1.0 – 4.5
R ₂ CH ₂	1.2 – 1.4
R ₃ CH	1.4 – 1.6
$\begin{array}{c} \\ \text{R}-\text{C}-\text{C}- \\ \quad \\ \text{O} \quad \text{H} \end{array}$	2.1 – 2.6
$\begin{array}{c} \\ \text{R}-\text{O}-\text{C}- \\ \\ \text{H} \end{array}$	3.1 – 3.9
RCH ₂ Cl or Br	3.1 – 4.2
$\begin{array}{c} \\ \text{R}-\text{C}-\text{O}-\text{C}- \\ \quad \\ \text{O} \quad \text{H} \end{array}$	3.7 – 4.1
$\begin{array}{c} \text{H} \\ \\ \text{R}-\text{C}=\text{C}- \\ \end{array}$	4.5 – 6.0
$\begin{array}{c} \text{O} \\ \\ \text{R}-\text{C}-\text{H} \end{array}$	9.0 – 10.0
$\begin{array}{c} \text{O} \\ \\ \text{R}-\text{C}-\text{O}-\text{H} \end{array}$	10.0 – 12.0

Table 3

¹³C n.m.r. chemical shift data

Type of carbon	δ/ppm
$\begin{array}{c} \\ -\text{C}-\text{C}- \\ \end{array}$	5 – 40
$\begin{array}{c} \\ \text{R}-\text{C}-\text{Cl or Br} \\ \end{array}$	10 – 70
$\begin{array}{c} \\ \text{R}-\text{C}-\text{C}- \\ \quad \\ \text{O} \end{array}$	20 – 50
$\begin{array}{c} \\ \text{R}-\text{C}-\text{N}- \\ \end{array}$	25 – 60
$\begin{array}{c} \\ -\text{C}-\text{O}- \\ \end{array}$	50 – 90
alcohols, ethers or esters	
$\begin{array}{c} \diagup \\ \text{C}=\text{C} \\ \diagdown \end{array}$	90 – 150
R-C≡N	110 – 125
	110 – 160
$\begin{array}{c} \text{O} \\ \\ \text{R}-\text{C}- \end{array}$	160 – 185
esters or acids	
$\begin{array}{c} \text{O} \\ \\ \text{R}-\text{C}- \end{array}$	190 – 220
aldehydes or ketones	

ACQA 

The Periodic Table of the Elements

	1	2	3	4	5	6	7	0										
	(1) 6.9 Li lithium 3	(2) 9.0 Be beryllium 4	(3) 45.0 Sc scandium 21	(4) 47.9 Ti titanium 22	(5) 50.9 V vanadium 23	(6) 52.0 Cr chromium 24	(7) 54.9 Mn manganese 25	(8) 55.8 Fe iron 26	(9) 58.9 Co cobalt 27	(10) 58.7 Ni nickel 28	(11) 63.5 Cu copper 29	(12) 65.4 Zn zinc 30	(13) 10.8 B boron 5	(14) 12.0 C carbon 6	(15) 14.0 N nitrogen 7	(16) 16.0 O oxygen 8	(17) 19.0 F fluorine 9	(18) 4.0 He helium 2
	23.0 Na sodium 11	24.3 Mg magnesium 12	39.1 K potassium 19	40.1 Ca calcium 20	50.9 V vanadium 23	52.0 Cr chromium 24	54.9 Mn manganese 25	55.8 Fe iron 26	58.9 Co cobalt 27	58.7 Ni nickel 28	63.5 Cu copper 29	65.4 Zn zinc 30	27.0 Al aluminium 13	28.1 Si silicon 14	31.0 P phosphorus 15	32.1 S sulfur 16	35.5 Cl chlorine 17	39.9 Ar argon 18
	85.5 Rb rubidium 37	87.6 Sr strontium 38	88.9 Y yttrium 39	91.2 Zr zirconium 40	92.9 Nb niobium 41	96.0 Mo molybdenum 42	[98] Tc technetium 43	101.1 Ru ruthenium 44	102.9 Rh rhodium 45	106.4 Pd palladium 46	107.9 Ag silver 47	112.4 Cd cadmium 48	114.8 In indium 49	118.7 Sn tin 50	121.8 Sb antimony 51	127.6 Te tellurium 52	126.9 I iodine 53	131.3 Xe xenon 54
	132.9 Cs caesium 55	137.3 Ba barium 56	138.9 La* lanthanum 57	178.5 Hf hafnium 72	180.9 Ta tantalum 73	183.8 W tungsten 74	186.2 Re rhenium 75	190.2 Os osmium 76	192.2 Ir iridium 77	195.1 Pt platinum 78	197.0 Au gold 79	200.6 Hg mercury 80	204.4 Tl thallium 81	207.2 Pb lead 82	209.0 Bi bismuth 83	[209] Po polonium 84	[210] At astatine 85	[222] Rn radon 86
	[223] Fr francium 87	[226] Ra radium 88	[227] Ac† actinium 89	[267] Rf rutherfordium 104	[268] Db dubnium 105	[271] Sg seaborgium 106	[272] Bh bohrium 107	[270] Hs hassium 108	[276] Mt meitnerium 109	[281] Ds darmstadtium 110	[280] Rg roentgenium 111	Elements with atomic numbers 112-116 have been reported but not fully authenticated						

Key

relative atomic mass
symbol
name
atomic (proton) number

1.0	H	hydrogen	1
-----	----------	----------	---

* 58 – 71 Lanthanides

† 90 – 103 Actinides

140.1 Ce cerium 58	140.9 Pr praseodymium 59	144.2 Nd neodymium 60	[145] Pm promethium 61	150.4 Sm samarium 62	152.0 Eu europium 63	157.3 Gd gadolinium 64	158.9 Tb terbium 65	162.5 Dy dysprosium 66	164.9 Ho holmium 67	167.3 Er erbium 68	168.9 Tm thulium 69	173.1 Yb ytterbium 70	175.0 Lu lutetium 71
232.0 Th thorium 90	231.0 Pa protactinium 91	238.0 U uranium 92	[237] Np neptunium 93	[244] Pu plutonium 94	[243] Am americium 95	[247] Cm curium 96	[247] Bk berkelium 97	[251] Cf californium 98	[252] Es einsteinium 99	[257] Fm fermium 100	[258] Md mendelevium 101	[259] No nobelium 102	[262] Lr lawrencium 103